


# WIFI -Radisson

## Rad11520

# Today's Focus

- 
- Creating accounts – UC and/or Common App
  - Entering
    - ▣ All personal information
    - ▣ Grades and test scores
    - ▣ Activities section
  - Avoid spending too much time on
    - ▣ Choosing majors (UC)
    - ▣ Adding colleges (Common App)

# General Application Information

- Check that your computer and software meet all system requirements
- Document usernames and passwords
- Utilize “Help” resources
- Take it slow - accuracy is essential

# General Application Information

---

- ☐ Applying as a Freshman for Fall 2020
- ☐ Name
- ☐ Email
- ☐ Phone
- ☐ Student voicemail

# General Application Information

- Personal & family information, demographics: similar in both CA and UC
- SSN: Optional for CA, required for UC
  - ▣ Used to match student documents - transcripts, test scores, FAFSA

# General Application Information

---


- Both the Common Application and the UC Application automatically save your work
- Students can exit at any time and return at a later date to continue without loss of data

# COURSES & GRADES

## UC & Common Application

*CSU, UC and Common Application define course scheduling systems as follows:*

- Full year = 1 final grade per year
- Semester = 2 final grades per year
- Trimester = 3 final grades per year
- Quarter = 4 final grades per year



Whether your school says they are trimester or quarter (4x4), students need to enter courses as a semester scheduling system

# COURSES & GRADES

## UC & Common Application

### AP COURSES

- AP courses are 2 semesters
- An AP Seminar or an AP Bridge course is 1 semester and not part of your AP grade.  
Enter it as a separate course.  
*UC will be different – see UC section.*
- AP Seminar/Bridge courses are **NOT A-G**  
and are **NOT weighted**



We understand, this just doesn't feel logical. But trust us! You should enter all your courses as a **semester scheduling system**.



# Navigating the Common Application

FERPA, Recommenders,  
Deadlines,  
All writing requirements

Dashboard

My Colleges

Common App

College Search

Shows the status of  
each of your  
applications.

What's completed,  
what's not.

The main application.  
Information available to  
all colleges.

Contains:  
Personal Info, testing, activities,  
senior courses,  
main essay, courses and grades

# COMMON APPLICATION

## FERPA

“My Colleges” Tab

- Agreement waives student’s right to view letters of recommendation
- Highly recommend students waive
- Required to sign off for each college

**Recommenders**  
Inviting teachers  
and counselors

“My Colleges” Tab

- **Schools using Naviance**
  - ▣ STOP! Ask your counseling department for instructions
    - Inviting high school recommenders through Naviance has consequences for teachers/counselors

# COMMON APPLICATION

## EDUCATION

- ❑ List all high schools and colleges you have attended (includes dual enrollment)
- ❑ GPA – use weighted 9-12
- ❑ Class rank – choose “none” if not on transcript
- ❑ Senior class size
- ❑ GPA scale – 4.0 (even if you have a 4.5)
- ❑ Senior year courses – report exactly as they appear on your transcript
- ❑ **\*Courses and Grades (only 31 schools require).** *Link to list of colleges:*  
<https://appsupport.commonapp.org/applicantsupport/s/article/Do-all-members-of-The-Common-Application-use-Courses-Grades-in-their-admissions-process>

# Senior Courses/and Courses and Grades

## Dual enrollment

- If the course is on your high school transcript and you will receive high school credit & college credit:
  - ▣ List course name under academic year as it appears on your high school transcript
  - ▣ For course level, choose “Dual Enrollment” from the drop down menu
  
- Make sure you have added the name of the college(s) as one of the schools you have attended

Check out the video tutorial for entering Senior year courses in the Common Application. It is located on the password protected side of our Explore Solutions website.

# COMMON APPLICATION

## Only 31 colleges require

### Common Application Courses and Grades

School Name *			School Year *			Grading Scale *			Schedule *		
Del Norte High School			2016-17			A-F			Semesters		
Subject *	Course Name *	Course Level *	Semester Grades			Semester Credits					
			S1 *	S2 *	Final *	S1 *	S2 *	Final *	N/A		
Foreign/World Language	Chineses 1-2	Select	A	A		5	5	10			
Foreign/World Language	Chinese 3	Select		A			5	5		X	
Science (Other)	Biology 1	Select	B	A		5	5	10		X	
English	Hon HS English	Select	B	A		5	5	10		X	

Enter the name of each of your courses by grade level. Exactly as it appears on the transcript.

Enter credits received per semester and then total for the year

Leave 'Final Grade' area blank

Grading scale - A-F  
Trimester and 4x4 (quarter) system  
Enter as a semester system

# COMMON APPLICATION

## HONORS

Located under the  
Education tab

- ☐ List any awards related to your academic achievement.
- ☐ Do not worry if you do not have any or only a couple to report!
- ☐ If you have more than 5 – pick only the most IMPORTANT ones to YOU.



# COMMON APPLICATION

## TESTING

**Must send  
official scores  
from the testing  
agency unless  
you apply  
Test Optional**

- Options for SAT and ACT:
  - ▣ Enter your highest score from **ANY** sitting
  - ▣ Or, leave blank
- A “Reporting and Sending SAT and ACT Scores” resource will be sent to you electronically

# COMMON APPLICATION

## ACTIVITIES

- **List activities in order of importance to you**
- Do not need to fill all 10!

# UNIVERSITY OF CALIFORNIA



Admissions

[Requirements](#)

[How to apply](#)

[Tuition & financial aid](#)

[Campuses & majors](#)

[Apply now](#)

[Home](#) > [Apply now](#)

## Apply now


Apply now for fall 2020.

It's time to turn your plans into action. Get your UC application in by November 30.

[Start your application](#)

Already started your application?

› [Sign in to your application](#)



# UNIVERSITY OF CALIFORNIA

## CAMPUSES AND MAJORS

- Choose your campuses
- Select majors & alternate majors
  - ▣ Research campuses and programs. Each campus is different!

## ACADEMIC HISTORY

- 7<sup>th</sup> and 8<sup>th</sup> grade language and math
- Schools attended
  - ▣ High school
  - ▣ College (*includes dual enrollment*)

# UNIVERSITY OF CALIFORNIA

## ACADEMIC HISTORY

- Report all 9-12 A-G courses and grades from your transcript – no guessing!
  - ▣ AP Seminar or Bridge courses are NOT A-G courses
    - Enter these course in the Activities Section under **Other Courses**
- Enter college courses and dual enrollment

# UNIVERSITY OF CALIFORNIA

## ACTIVITIES & AWARDS

- NEW character limits this year!
  - ▣ 500 characters
  - ▣ *Be concise and to the point. Not necessary to use all 500!*
- NEW questions for reporting honors & awards
- Detailed explanations and examples

Use Explore Solutions' revised worksheet as a resource. It is located on our website.

# UNIVERSITY OF CALIFORNIA

## TEST SCORES

### UC Does NOT Superscore

- SAT/ACT – Report highest overall score from **ONE** single test date
- *UCs request that you send scores from ALL SAT or ACT sittings*
- Send scores to **ONE** UC and they will be shared with all campuses
  - ▣ Must be **received by** the end of December

# UNIVERSITY OF CALIFORNIA

## PERSONAL INSIGHT QUESTIONS

- Personal Insight Questions
- **Choose 4** from the 8 provided
  - ▣ Maximum of 350 words each
  - ▣ Do not personalize for any one campus
- **Additional Comments section is optional**
  - ▣ Elaborate on a **significant** experience or accomplishment that the student is unable to fit anywhere else in the application.



# SUBMITTING THE APPLICATION

## SUBMITTING

- Before Submitting
  - Preview!
  - Check for errors and omissions
  - Make a copy of your application for your records
- After Submitting
  - Check email regularly
  - *Common Application: check Dashboard status*
  - UC check college portal - will need one for each UC campus to which you apply
  - Additional information may be requested

# Changes After Submitting

## UC

- After you submit, access your application to update the following:
  - Telephone
  - Email
  - Mailing address
  - Test scores
  - Add UC campus

## Common Application

- No changes can be made to a submitted application
- Can change to submit for additional colleges

# THE END

---

- 
- Print final application
  - SEND test scores
  - Send high school and college transcripts (except UC & CSU)

# WIFI -Radisson

## Rad11520

### Common Application

- Go to [www.commonapp.org](http://www.commonapp.org)
- Click the **Create Account** or **Apply Now** buttons to get started

### University of California

- Go to: **Apply Now UC Admissions**
- Scroll down the screen
- Click **Apply Now** or **Start Your Application**